


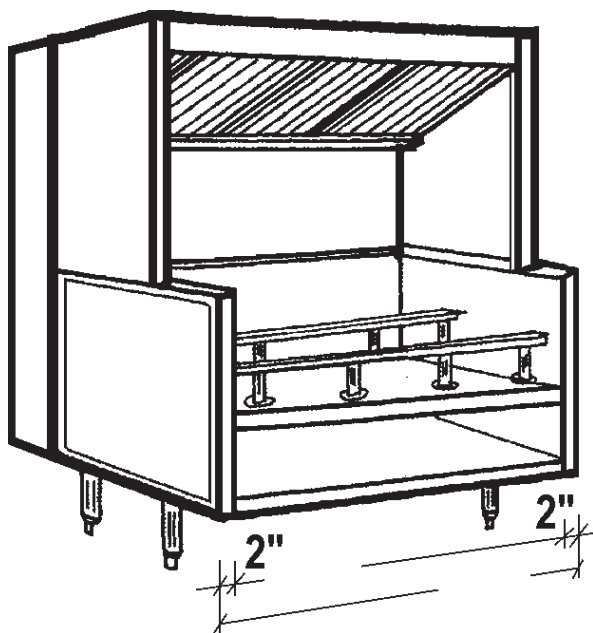


APPROVAL SHEET



Economy Updraft

3" NFPA#96 Rear Air Space



Job Name:		
Dealer:		
Updraft Model	By:	Date:
Fabrication cannot begin until sheet is signed		
Approved by	PO Number	Date



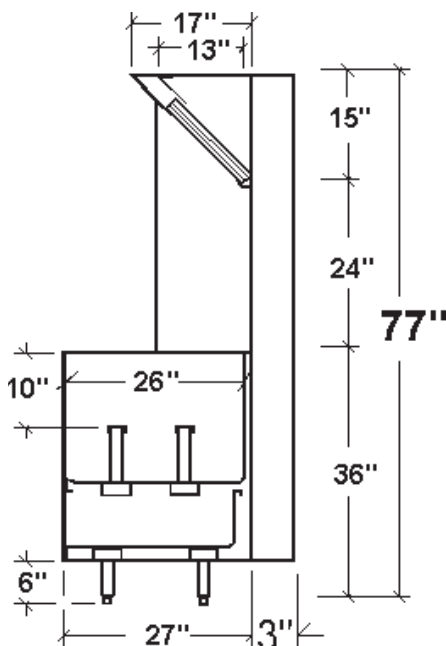
Standard 2

UL/CSA: UL 710 Labeled a

Options



Specifications



Updraft Superstructure: Constructed of Stainless Steel on all exposed surfaces. Ventilation Section constructed of 20 Gauge Stainless Steel and 18 Gauge Aluminized Steel. All Seams externally welded, Code #96 construction. S/S Front, Back Panel and Top Ends. Includes a full complement of 16" High x 20" wide U.L. Listed Aluminum Baffle Filters, pitched Grease Gutter, Grease Drain, and removable S/S Covered Grease cup. NSF Listed. Built to NFPA Standard #96, International Mechanical Code Type I Specifications for Low Side Wall Canopies.

Updraft Equipment Base: Double Wall Ends for easy cleaning. Interior Ends constructed of Stainless Steel. Stainless Steel Equipment and Undershelf. Equipment Rails to support counter style cooking equipment. Painted Exterior Ends.

NFPA 3" Air Space: 20 Gauge S/S Rear Air Space to allow Updraft to be installed 3" from drywall on steel studs only. Also available on left and right ends at additional cost.

☐ **Aluminized Steel Model:** Same as above only Interior Ends and Undershelf Aluminized Steel.

☐ **Maple Cutting Board:** Laminated Hard Maple, 8" wide, mounted on Stainless Steel brackets. Board easily removable for cleaning.

☐ **Stainless Steel Exterior Ends:** supplied with Stainless Steel Exterior Base Ends.